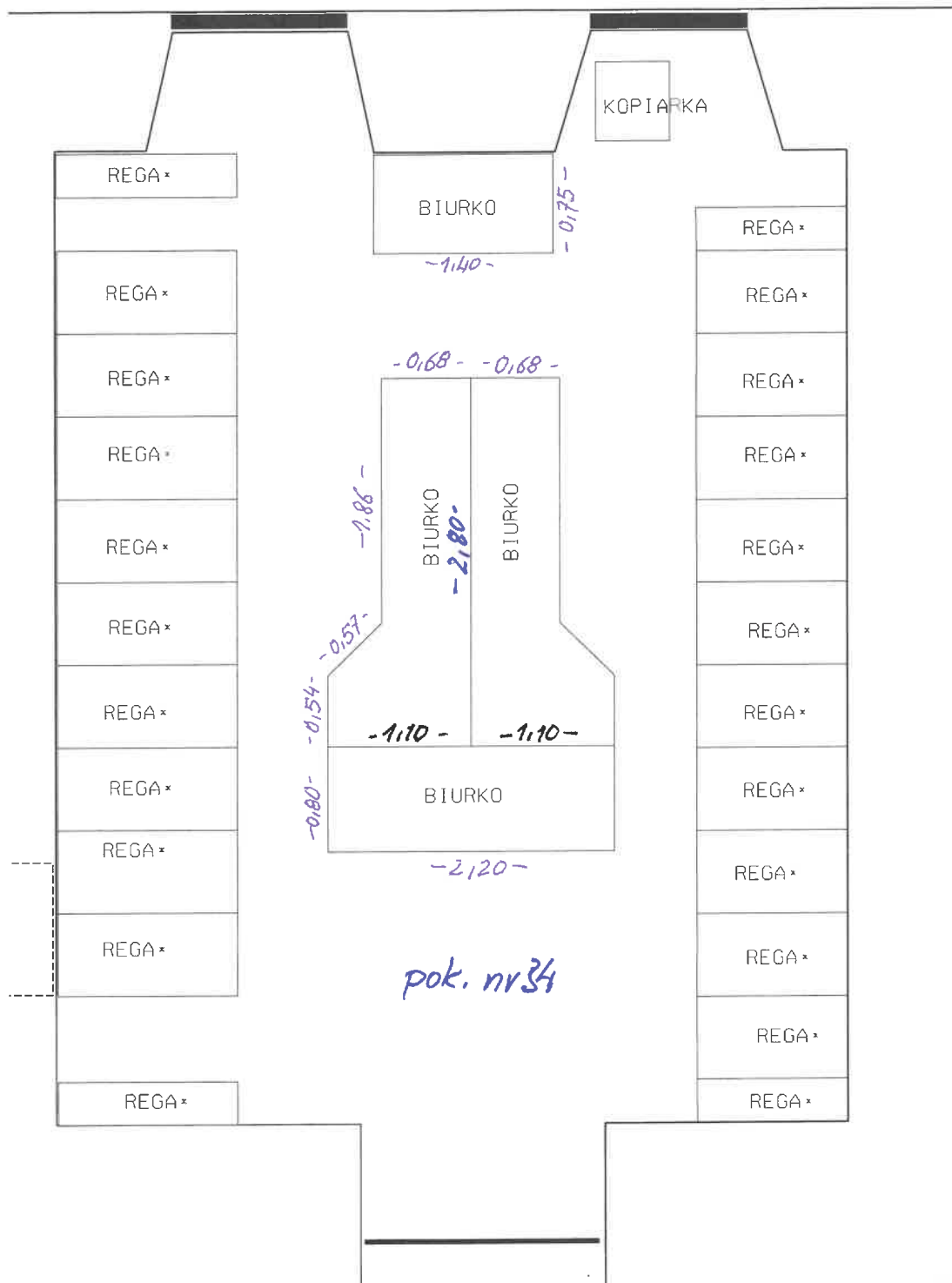


## Zestaw do pokoju 34

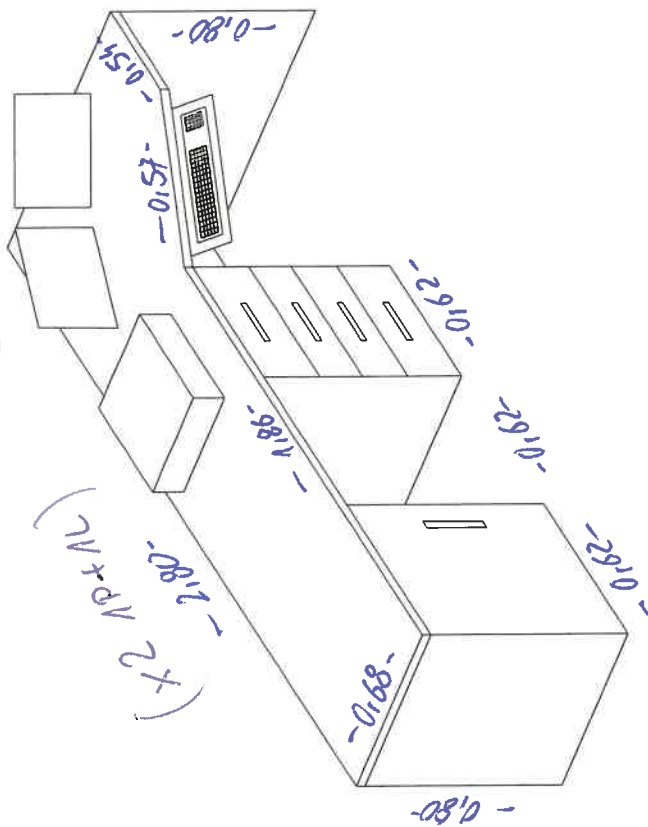
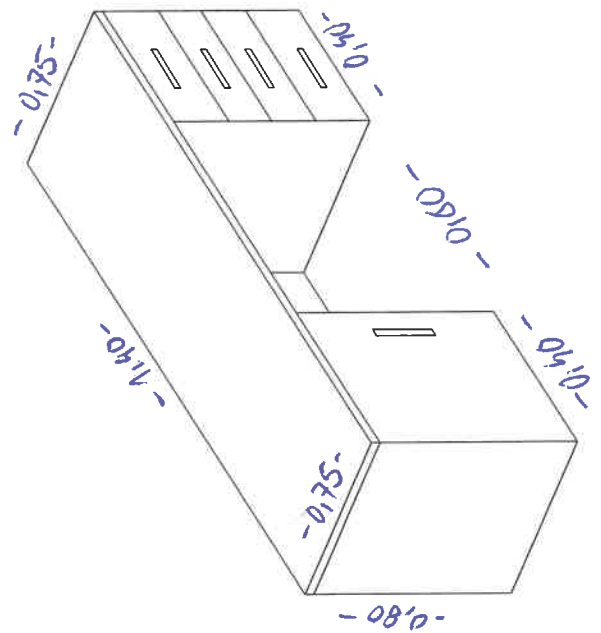
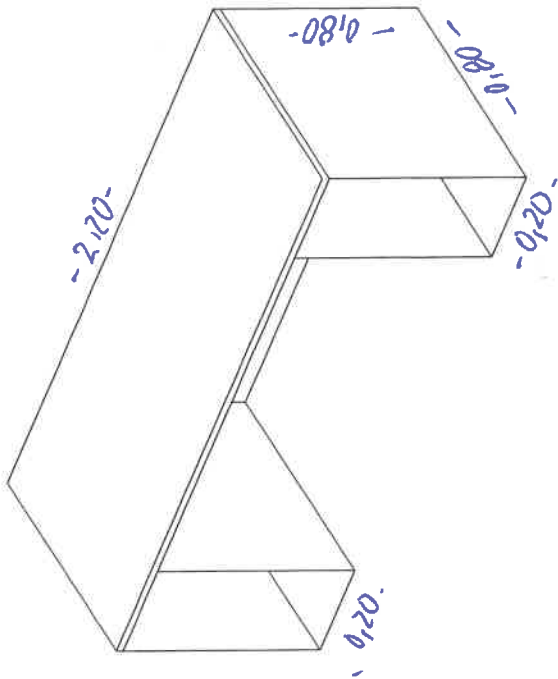


Konceptcja jest opracowana  
w oparciu o załącznik wymiarów  
pomieszczenia

Kornd



Zestaw do pokoju 34





Załącznik nr 2

Zestaw do pokoju 38



Uwaga!

Ze względu na kształt ścian  
koncepcja wymaga zmniejszenia  
na miejscu

Forma



A hand-drawn 3D perspective diagram of a stepped rectangular prism. The object consists of a larger base and a smaller rectangular block on top of one end. Dimensions are labeled in purple ink:

- Base Dimensions:**
  - Length (front edge):  $2'6''$
  - Width (left edge):  $5'0''$
  - Depth (bottom-left edge):  $0'5''$
  - Height (bottom-left vertical edge):  $6/12$
- Top Block Dimensions:**
  - Length (top edge):  $0'8''$
  - Width (right edge):  $0'6''$
  - Height (right vertical edge):  $0'5''$
- Internal Features:**
  - A horizontal line is drawn on the top surface of the base.
  - Four vertical lines are drawn on the right side of the base, representing a partitioned area.
  - Four diagonal lines are drawn on the top surface of the top block.

